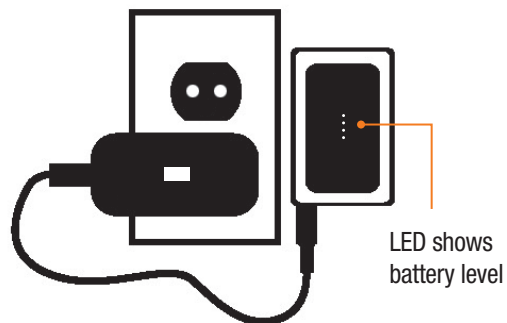


User manual - Nordic Heat™ battery heated jacket

Charge battery before use

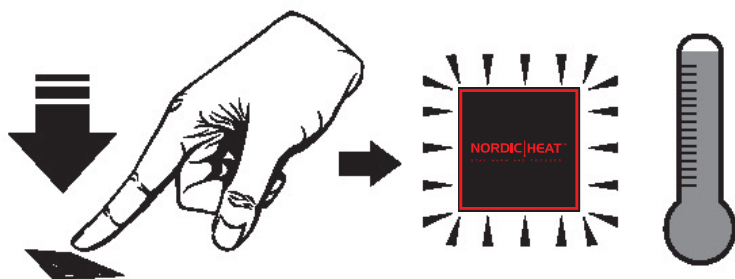


Red light – Battery charging
Green light – Battery fully charged



The easy accessible control button manages the on / off function and the desired heat level

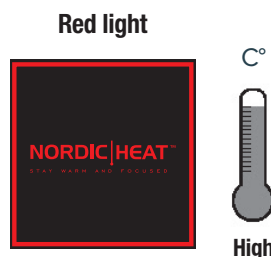
To turn on / off, press lightly and hold down the button for 3 seconds



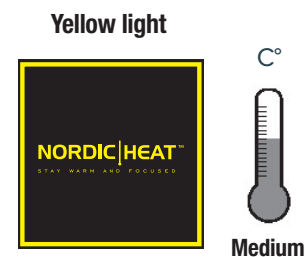
When the clothing is turned on, it starts up at red light, to change temperature, simply press lightly on the button

Red light = High • **Yellow light = Medium** • **Green light = Low**

2 hours



Heating time approx.:
3,5 hours



5 hours

